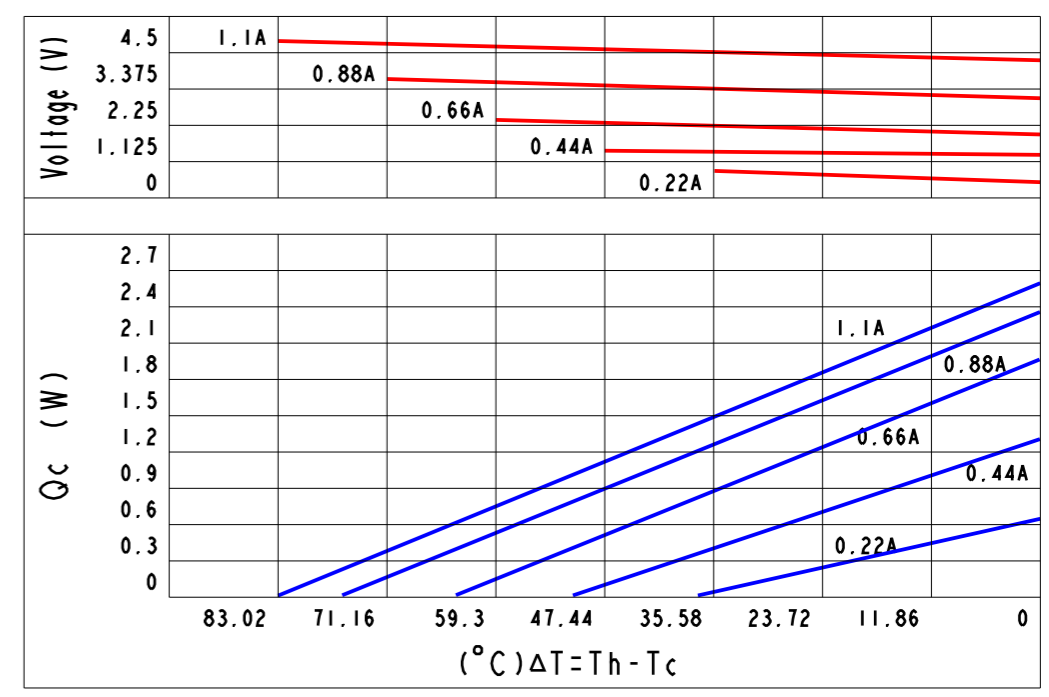


REVISIONS						
REV.	POS.	DESCRIPTION	DATE	DRW	APP	ECR#
A		INITIAL CREATION	2013/09/09	Gary	Mason	

Curve Chart(Be Confined To TESI-036113072):



Part Number And Feature:

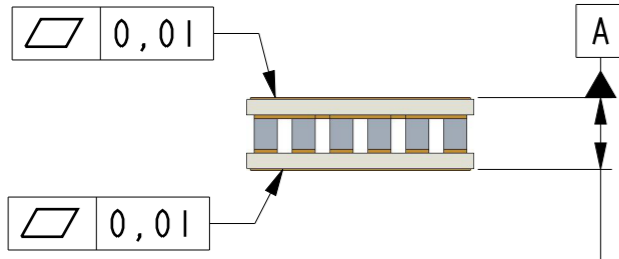
T	E	S	I	-	0	3	6	x	x	3	0	7	2	Sealing	NO
↓	↓				↓	↓	↓	↓	↓	↓	↓	↓	↓	Operation Temperature	200°C(Max.)
Thermo	Electric	Chip(Small)	Stage	Stack	N & P	Stack	Quantity	Current	A(Max.)	Dimension	(A)	Dimension	(B)	Melting Point	235°C
														Storage Temperature	-60°C~100°C
														RoHS	YES

Technical Data:

ITEM	Part Number	P&N Couple	A(Max.)	V(Max.)	Qc(W) /Th=27°C/ ΔT(°C)	DIM(A)	DIM(B)	DIM(H)	
I	TESI-036113072	36	1.1 A	4.5 V	2.7W	83°C	3.0	7.2	RF0.95


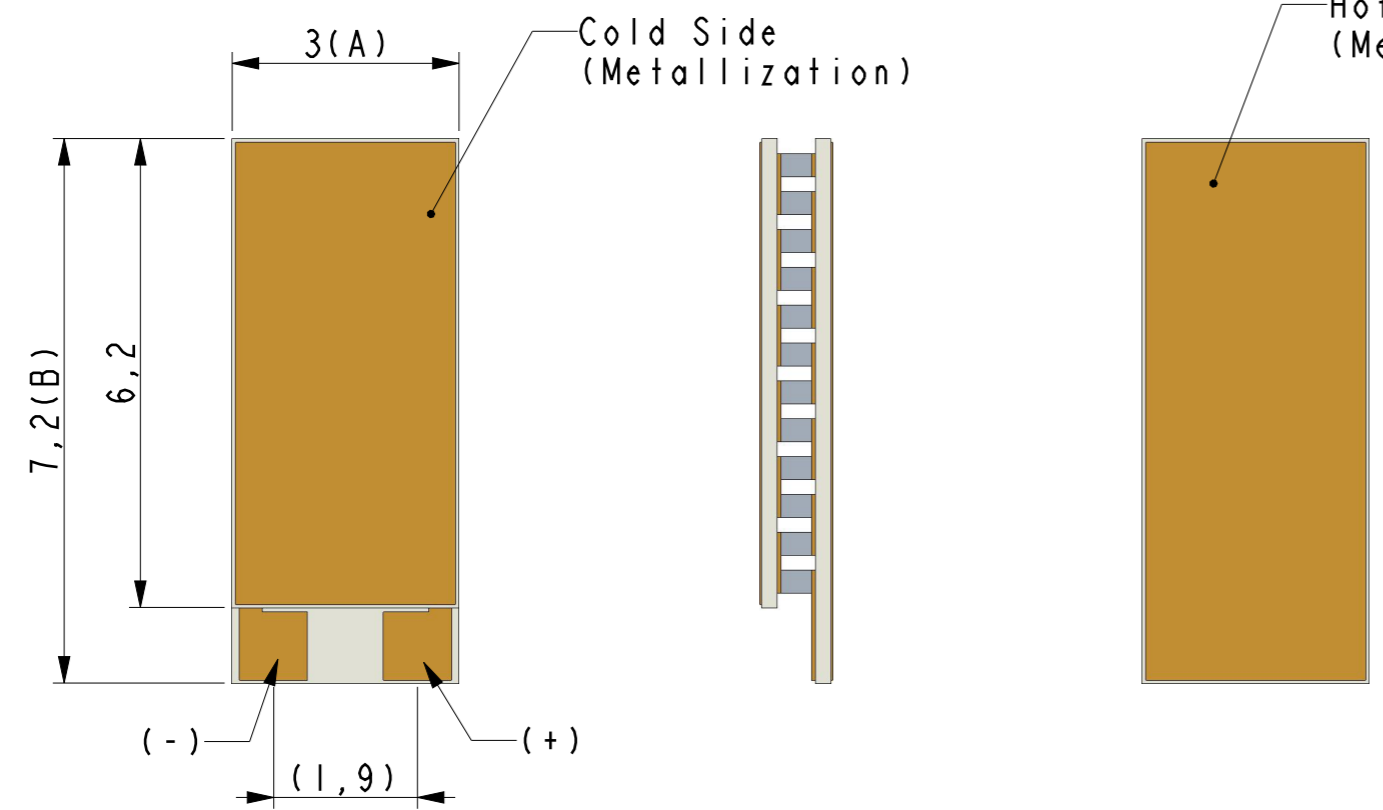
Notes:

1. Printing always on cold side.
2. Torlerance of thermo and electric parameters ±10%.
3. Please mount heat sink before you use it. also, please do not exceed the extra voltage at any time.



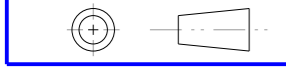
(H)±0.1
The H is for reference only. Please be subject to the actual products.

// 0,03 A



*DO NOT SCALE DRAWING

THIRD ANGLE PROJECTION



THIS DRAWING AND THE DATA DISCLOSED HEREIN OR HEREWITH IS NOT TO BE REPR ODUCE
USED OR DISCLOSED OR IN PART TO ANYONE WITHOUT THE PERMISSION OF KJLP (SHENZHEN) ELECTRONICS
CO., LTD.

1. UNLESS OTHERWISE SPECIFIED,
DIMENSIONS ARE MM
2. TOLERANCE ARE AS FOLLOWS:
0 < X < 2 ± 0.06
2 < X < 10 ± 0.08
10 < X < 50 ± 0.12
50 < X < 100 ± 0.16
100 < X < 200 ± 0.20
200 < X < 300 ± 0.30
ANGLES ± 0.5°

PART No.	TESI-036xx3072	DESCRIPTION	DC 4.5V(Max.), 1.1A(Max.), 36 P&N, 3.0*7.2mm		
SIGNATURE		DATE	昆晶冷片(深圳)电子有限公司		
DRAWN BY	Gary	2013/09/09	KJLP (SHENZHEN)ELECTRONICS CO., LTD		
CHECKED BY	Justin	2013/09/09	email: kjlp@kjlp.net http:// www.kjlp.net		
ENGR	Vivi	2013/09/09	Tel: +86-755-82528352 Fax: +86-755-22639899		
APPROVED BY	Mason	2013/09/09	CAD MODLE:	TESI-036xx3072.prt	SCALE: 1:1 REV: A
MATERIAL:	ISSUED BY	Jack	2013/09/09	CAD DWG:	TESI-036xx3072.drw
					SIZE: A3 SHEET: 1 OF 1