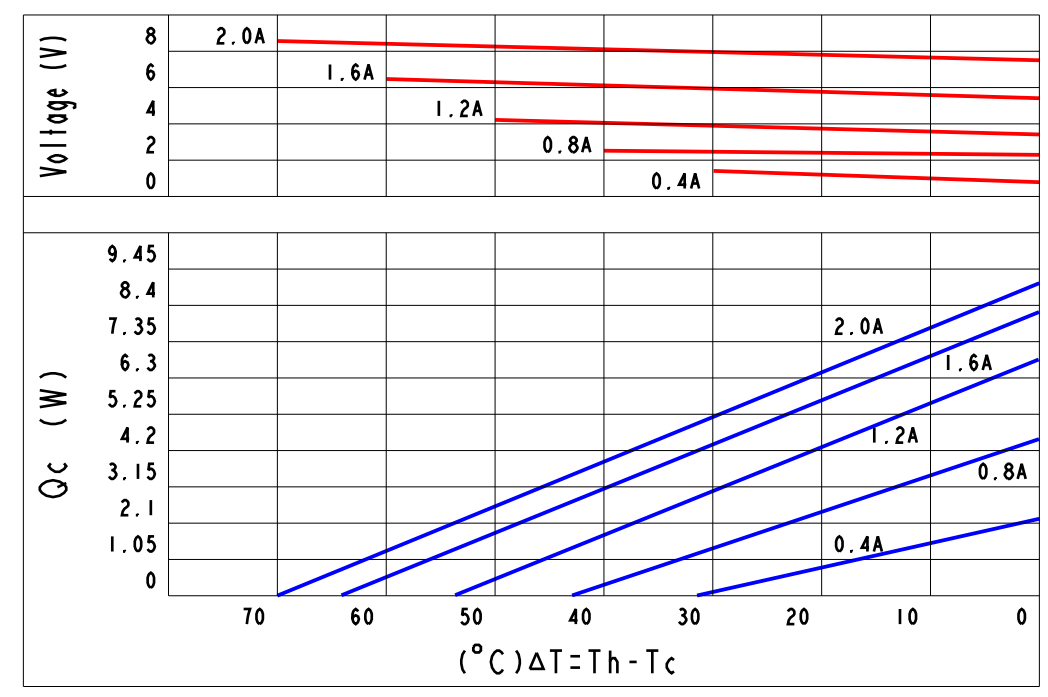


Curve Chart(Be Confined To TECI-063021325):



Part Number And Feature:

| | | | | | | | | | | | | | | | |
|--------|----------|------|-------|---|-------|-------|----------|---------|---------|-----------|-----|-----------|-----|-----------------------|-------------|
| T | E | C | I | - | 0 | 6 | 3 | x | x | 1 | 3 | 2 | 5 | Sealing | YES |
| ↓ | ↓ | | | | ↓ | ↓ | ↓ | ↓ | ↓ | | | | | Operation Temperature | 125°C(Max.) |
| Thermo | Electric | Chip | Stack | | N & P | Stack | Quantity | Current | A(Max.) | Dimension | (A) | Dimension | (B) | Melting Point | 138°C |
| | | | | | | | | | | | | | | Storage Temperature | -60°C~100°C |
| | | | | | | | | | | | | | | RoHS | YES |

Technical Data:

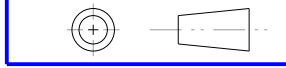
| ITEM | Part NO. | Stack(P&N) | A(Max.) | V(Max.) | Qc(W) /Th=27°C/ ΔT(°C) | DIM(A) | DIM(B) | DIM(H) | |
|------|----------------|------------|---------|---------|------------------------|--------|--------|--------|-------|
| 1 | TECI-063011325 | 63 | 1.5 A | 7.5 V | 6.9W | 70°C | 12.3 | 24.7 | RF3.4 |
| 2 | TECI-063021325 | 63 | 2 A | 7.5 V | 9.5W | 70°C | 12.3 | 24.7 | RF3.3 |

Notes:

1. Printing always on cold side.
2. Tolerance of thermo and electric parameters ±10%.
3. Please mount heat sink before you use it. also, please do not exceed the extra voltage at any time.
4. Please contact with us if you need Melting Point 183°C (Operation Temperature 150°C Max.) and 235°C (Operation Temperature 200°C Max.) type.

*DO NOT SCALE DRAWING

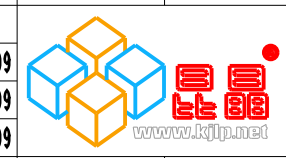
THIRD ANGLE PROJECTION



THIS DRAWING AND THE DATA DISCLOSED HEREIN OR HERewith IS NOT TO BE REPR ODUCE D
USED OR DISCLOSED OR IN PART TO ANYONE WITHOUT THE PERMISSION OF KJLP (SHENZHEN) ELECTRONICS
CO., LTD.

1. UNLESS OTHERWISE SPECIFIED,
DIMENSIONS ARE MM
2 TOLERANCE ARE AS FOLLOWS:
0 < X < 2 ± 0.06
2 < X < 10 ± 0.08
10 < X < 50 ± 0.12
50 < X < 100 ± 0.16
100 < X < 200 ± 0.20
200 < X < 300 ± 0.30
ANGLES ± 0.5°

| | | | |
|-------------|--------------------|-------------|--|
| PART No. | TECI-063xx1325 | DESCRIPTION | DC 7.5V(Max.), 1.5~2A(Max.), 63 P&N, 12.3*24.7mm |
| SIGNATURE | | DATE | |
| DRAWN BY | Gary | 2013/09/09 | |
| CHECKED BY | Justin | 2013/09/09 | |
| ENGR | Vivi | 2013/09/09 | |
| APPROVED BY | Mason | 2013/09/09 | |
| ISSUED BY | Jack | 2013/09/09 | |
| CAD MODLE: | TECI-063xx1325.prt | SCALE: | 1:1 |
| CAD DWG: | TECI-063xx1325.dwg | SIZE: | A3 |
| | | REV: | A |
| | | SHEET: | 1 OF 1 |



昆晶冷片 (深圳) 电子有限公司
KJLP (SHENZHEN) ELECTRONICS CO., LTD
email: kjlp@kjlp.net http:// www.kjlp.net
Tel: +86-755-82528352 Fax: +86-755-22639899